

# HiFuture



## OlymBuds2

TWS Earbuds

# Quick Start Guide

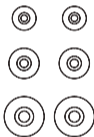
# Unboxing



OlymBuds2



Charging Case



Silicone Ear-tips

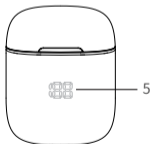
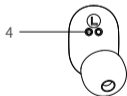
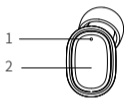


TYPE C charging cable

Please refrain from using any damaged components.  
Contact your local authorised HiFuture distributor/customer service.

# Device Overview


1. EarBuds indicator
2. Tap area
3. Microphone
4. Charging interface
5. Charging Case Battery Display



Please fully charge the OlymBuds2 before using.

## AUTO ON & PAIRING

A: Remove stickers from both earbuds and ensure both buds are inside the charging case and take out both buds. The buds will flash Blue and Red for 3-5s, wait until the R bud flashing Blue and Red, L&R pairing succeed.



B: Select "HiFuture OlymBuds2 " from the smartphone Bluetooth menu. There's a voice prompt "Your device is connected " after succeed connection with smartphone.



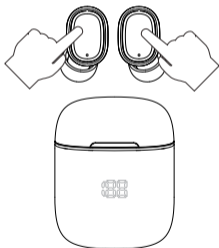
## Manual ON/OFF

Take out both buds and long Tap L&R for 2-3 seconds until indicator lights up to Power ON

Take out both buds and long Tap L or R earbuds for 5 seconds until orange lights up for 1 second to Power OFF

## Manual Pairing

After Manual ON, Double Tap L/R buds (not recommend)



# RESET



Make sure the OlymBuds2 were disconnected with phone or other Bluetooth devices.



Put both earbuds into charging case for 5 seconds until indicator lights off and then take them out, QUICKLY TAP L & R earbud 5 times, there will be a prompt sound, which means the OlymBuds2 had been reset successfully.



Put them back into charge case, and the OlymBuds2 is ready to Use on AUTO ON & Pairing.



# MFB Instructions

## OlymBuds2 Instructions



\*Not all device support this functionality\*

Twin earbuds

Single earbud

Earbuds

L

R

L/R

Power ON/OFF

★★

★★

★★

Answer/End Calls

●

●

●

Reject Phone Call

★

★

★

Pause/Play Music

●

●

●

Next Track

/

★

★

Previous Track

★

/

/

Volume up

/

●●

/

Volume down

●●

/

/

Activate Phone  
Voice Assistant

●●●

●●●

●●●

Last number redial

●●●●

●●●●

●●●●

Factory Reset

●●●●●

●●●●●

●●●●●

● Single Tap ●● Tap twice ●●● Tap trible ●●●● 4 Taps ●●●●● 5 Taps

★ Long tap 2 Seconds ★★ Long tap 5 Seconds / Invalid

# OlymBuds2

**HiFuture**  
MAKES LIFE  
MORE VALUABLE

Made by Shenzhen Future Access Technology Co., Limited



[www.hifuturegroup.com](http://www.hifuturegroup.com) Designed in USA, Assembled in China